

# ADVA SMART PROTECTION SYSTEM



## HAND SANITIZER



ANTI COVID 19 



**ADVA SMART PROTECTION SYSTEM  
ANTI COVID 19**

### **ADVA SPS SMART HAND SANITIZER SYSTEM**

To protect yourself, your loved ones or your customers from contracting viral and bacterial diseases, including coronavirus, one of the most important steps is to ensure safe and reliable, non-contact hand sanitizing.



## PURPOSE:

ADVA SPS smart system is designed for fast, safe and effective hand sanitizing. The use of a high-quality sanitizer guarantees the elimination of 99.9% of bacteria, viruses, COVID 19, including agents causing salmonellosis, diphtheria, tuberculosis, dysentery, typhoid fever, hepatitis and other agents that fall on hands in everyday life.

## ULTRASONIC HAND CLEANING.


ADVA SPS smart system offers the innovative Ultrasonic hand cleaning technology. The invention was made by scientists from the team of ADVA International LTD and represents ultrasonic aerosolization of the sanitizer. The effect is multifunctional:

1. The sanitizer is aerosolised to nanomolecules.
2. The surface area of the sanitizer is increased.
3. The resulting nanomolecules of the sanitizer penetrate into the finest pores of the hands.
4. The strength and extent of hand sanitizing is increased.
5. The length of the sanitizing process is reduced.
6. The sanitizer consumption is reduced.



## ONE SECOND

One second is sufficient to sanitize your hands or the hands of your customers.  
One second is also sufficient if, in addition to the ADVA SPS, you use the option for shoe sanitizing.



## AUDIO NAVIGATION

ADVA SPS smart system also offers integrated audio navigation, providing clear instructions on how to carry out the sanitizing:

The system gives you the following options:

1. Formulate an audio instruction of your choice.
2. Record the audio instruction using the audio recording button and the built-in microphone.
3. Listen to your audio recording using the play button.
4. Combine the audio instruction with an advertising message to your clients:

Example:

Welcome to Mall Paradise! Your biosecurity is paramount to us! Please sanitize your hands and shoes here!

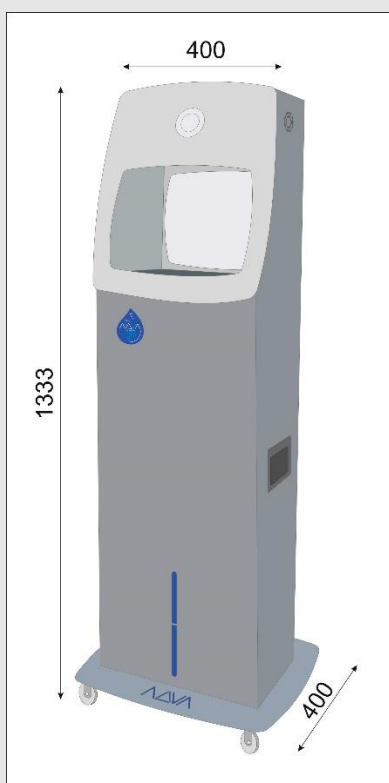
Thank you! We wish you a pleasant stay!

What you gain from audio navigation:

1. You comply with all the requirements of the authorities for clear instructions to guests or customers regarding the sanitizing steps, and then perform high-quality, effective and guaranteed sanitizing.
2. You save your time or the time and efforts of an employee to personally explain to each of your customers, guests or visitors the instructions in detail.
3. You have the opportunity to reflect a performed daily monitoring for hand sanitizing /incl. the option for shoes/ in your HACCP, GMP or ISO 9001 systems.

## FUNCTIONALITY


1. ADVA SPS smart system has a height and dimensions that allow its quick and easy use by both children and adults.
2. The dimensions allow the system to be installed in rooms of any size.
3. The metal housing and the front panel made of mirror medical steel allow the system to be also installed outdoors.
4. The four wheels at the base of the system allow its easy movement. Each wheel has a locking brake.
5. The two built-in handles allow the system's quick and easy transportation on stair landings and its handling during transportation.
6. No special skills are required for the operation of ADVA SPS. People of any qualifications and skills can use the system. Its maintenance is quick and easy.



The overall dimensions of the system are (W × H × D) 400 × 1333 × 400 mm  
Height - 1333 mm  
Width - 460 mm  
Depth - 400 mm  
Weight: 35 kg.

## SAFETY

1. ADVA SPS smart system complies with all European standards and requirements.
2. The CE marking of the system is a guarantee of safety.
3. The built-in locks prevent unauthorized access to the sanitizer.



## QUALITY

1. ADVA International EOOD has an implemented quality control system ISO 9001: 2015 and guarantees the high quality of all of its products.
2. The system housing is made of medical mirror steel with polymer powder anti-corrosion coating.
3. The electronics are of the highest class.



## OPERATING PARAMETERS

- Power supply: 220 V
- Electricity consumption: 18 W
- Range of operation of the motion sensor: 180°
- Detection distance: 3 – 5 m
- Message recording time: 10 s
- Amount of sanitizer that can be placed in the container: 5 L
- Sanitizer dose per injection: 0.3 - 1.4 /you can adjust the dose yourself depending on the type and quality of the sanitizer you use/
- Interval between injections 0.3 - 1 s.

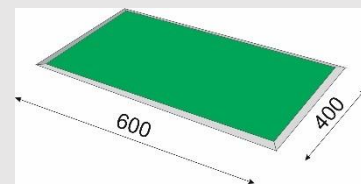
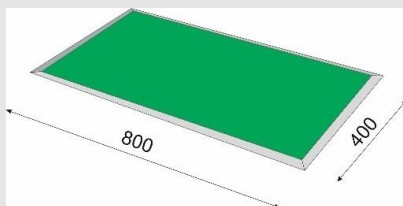
## HOW TO USE ADVA ANTI COVID 19

1. The built-in motion sensor detects a person approaching the ADVA SPS and sends an audio message to them, lasting up to 10 seconds, inviting them to sanitize their hands.



2. At the top of the system there is a non-contact chamber for sanitizer made of mirror medical steel.
3. When the hands are placed in it, sensors register the movement.
4. The sensors activate the powerful ultrasonic injection unit, which under pressure sends sanitizer to a special ultrasonic nozzle.
5. The ultrasonic nozzle creates a directed aerosol cloud of millions of nanomolecules from the liquid sanitizer (antiseptic) that you have refilled.
6. If you use a high-quality antiseptic, it kills 99.9% of bacteria and viruses, COVID 19, including agents causing salmonellosis, diphtheria, tuberculosis, dysentery, typhoid fever, hepatitis and other diseases.
7. The injection dose is 0.3 to 1 ml per second.
8. The Ultrasonic hand cleaning technology of ADVA SPS creates a cloud of nanomolecules directed to the hands.
9. As a result, complete coverage of the surface of the hands is guaranteed.
10. The nanomolecules penetrate into the finest pores of the hands.
11. The whole sanitizing procedure lasts 1 second.
12. After injecting the sanitizer, the hands should be rubbed against each other.
13. No rinsing, washing or wiping is required.

## OPTION FOR SHOE SANITIZING



We offer as an option sanitizer mats that you can place in front of your ADVA SPS system. Thus, someone who has to sanitize their hands, willingly or unwillingly, will step on the sanitizer mat with both feet. It is so designed that when you step on it, the soles and edges of the shoes are sanitized, but when you get out of it, the shoes do not leave wet marks in the room. The mats work with the same sanitizer that you will use for ADVA SPS. The sanitizer is dosed manually. The mats guarantee minimal consumption of antiseptic.

## WHERE CAN ADVA ANTI COVID 19 BE INSTALLED



In public buildings.



In business buildings.



In kindergartens.



In schools.



In restaurants, cafeterias, public establishments.



In hospitals, health centers, clinics and pharmacies.



In malls and shops.



In airports, metro stations, railway stations, ports and bus stations.



In gyms and sports centers.



In the squares. It is especially recommended when holding mass events.





In parks. It is especially recommended when holding mass events.



In stadiums and sports halls. It is especially recommended when holding mass competitions with large audiences.



In enterprises, factories, mills, offices.



In airplanes, train compartments, buses, ships, public transport.



In courier services and logistics centers.



In your home.



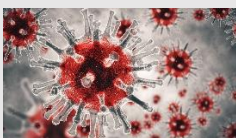
In residential areas.



In museums, cinemas, theaters, exhibition halls, cultural centers.



In markets and commodity markets.



Wherever there is a risk of infection with viruses, bacteria, fungi and microorganisms.



## NECESSARY AREA FOR INSTALLATION OF ADVA ANTI COVID 19

1. To effectively use ADVA SPS Smart System only for hand sanitizing, you need no more than one square meter.
2. To effectively use ADVA SPS Smart System for hand and shoe sanitizing, you need no more than one and a half square meters.

## OPERATION MANUAL

1. Remove ADVA SPS Smart System from the transport packaging.
2. Set ADVA SPS Smart System upright so that it stands firmly on all four wheels.
3. Move the system to where you will use it.
4. Secure the wheel brakes to prevent the wheels from moving freely.
5. Use the secret key to open the sanitizer container. It is located at the bottom of the system.



6. Use the secret key to open the lower sanitizer container.
7. Remove the two empty five-liter cans placed in the container. Unpack them and open the caps. Do not throw away the caps. The two cans are the same. For convenience we will call them first and second.
8. Pour the liquid sanitizer you will use into the first can. It is important to know that the system only works with liquid sanitizer. Any other type of consistence other than liquid will clog the pump. Put the can back in the container. There is a slot on the front panel of the system through which the level of the sanitizer can be monitored. Place the can so it can be seen through the slot. Insert the flexible tube, which has a non-return valve, into the can. Make sure the valve goes down to the bottom of the tube so that the sanitizer can be used as completely as possible.
9. Put the second can back in the container as well. Insert the flexible tube without a non-return valve. This is where the liquid lost during sanitizing will be collected.
10. Close the container door and lock it. Keep the key in a safe place.
11. Switch on the system from the ON/OFF button.
12. Use the other key to open the door in the rear panel of the system. There are the built-in microphone, audio recording and play button. Press the audio record button, hold, move closer to the microphone and record your audio message.
13. Press the play button. If you do not like the recording, press the record button again and make a new one. The new recording automatically deletes the old one.
14. Your system is now ready for operation. Initially, however, the tube lines will be empty. To bring the sanitizer up to the ultrasonic dispenser and nozzle, place your hand in the non-contact chamber several times to activate the sensor. You will hear the pump signal, but you will not feel any spraying. Repeat this action several times. This activates the pump and it moves up the

sanitizer from the can to the dispenser. When you feel the spraying, the system is already in active mode of operation.

15. If you want to decrease the sound, this can be done using the button that is built into the audio panel.
16. If you want to completely mute the sound, this can be done through the button that is built into the audio panel.
17. Enjoy the perfect operation of your ADVA SPS.

#### RECOMMENDATIONS FOR THE LIQUID SANITIZER USED BY YOU

1. To ensure biosecurity and 99.99% protection for you and your customers, the liquid sanitizer you use must contain 70% ethanol. Lower ethanol content will make the sanitizer ineffective. Higher ethanol content will excessively dry the skin.
2. It is important to know that the system only works with liquid sanitizer. Any other consistence other than liquid will clog the pump. Sanitizers that contain a lot of glycerin can damage the ultrasonic nozzle.

#### FLOW RATE OF THE LIQUID SANITIZER USED BY YOU

1. We recommend that you use a dose of 3 milliliters. If the sanitizer you use is of high quality, this dose is sufficient.
2. One refill with 5 liters of sanitizer guarantees 1,666 sanitizing doses.
3. With the ADVA SPS system, you will save unnecessary sanitizer consumption.

#### SOCIAL, ECOLOGICAL AND BIOLOGICAL SOLUTIONS

1. By using the ADVA SPS system, you confirm that you are a socially responsible person. You show that the health of your employees, customers and colleagues is of paramount importance.
2. ADVA SPS prevents the need to wash your hands. Water is one of the most valuable treasures on the planet. Its protection is everyone's environmental responsibility.
3. ADVA SPS prevents the need to wash your hands. We all know that paper is made from wood, which is obtained by cutting down trees.

#### WARRANTIES:

1. The full warranty of the system is 2 years.
2. The metal housing and the non-contact medical steel chamber guarantee exceeds 10 years of operation.
3. We offer after warranty service



Your health is of paramount importance for us!

Thank you for your attention!

Sincerely  
The ADVA Team  
[www.bioadva.com](http://www.bioadva.com)  
[sales@bioadva.com](mailto:sales@bioadva.com)



International  
Organization for  
Standardization

